


Brecksville-Broadview Heights City School District

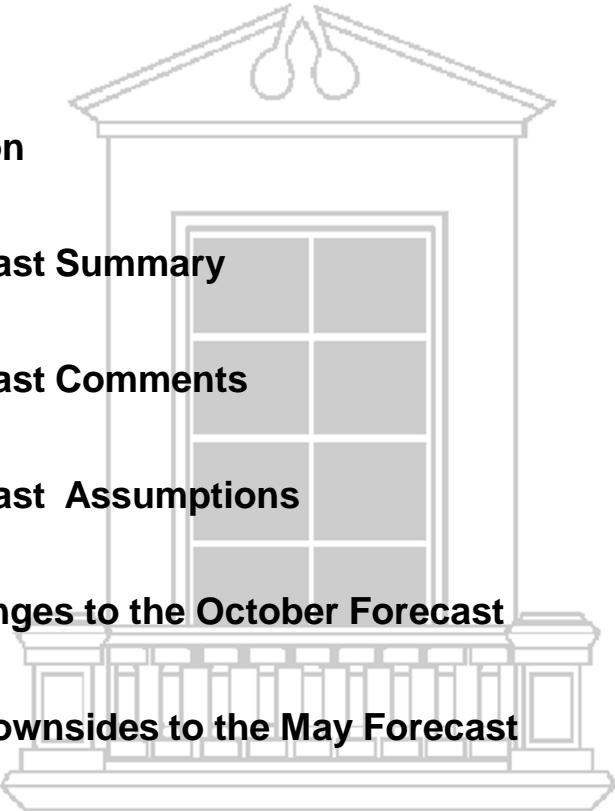


“where fine education is a heritage”

Five-Year Financial Forecast

May 22, 2017

Contents



<u>Topic</u>	<u>Page</u>
Introduction	3
May Forecast Summary	5
May Forecast Comments	7
May Forecast Assumptions	8
Major Changes to the October Forecast	9
Upsides/Downsides to the May Forecast	10
Official State Forecast Submission	13

Introduction

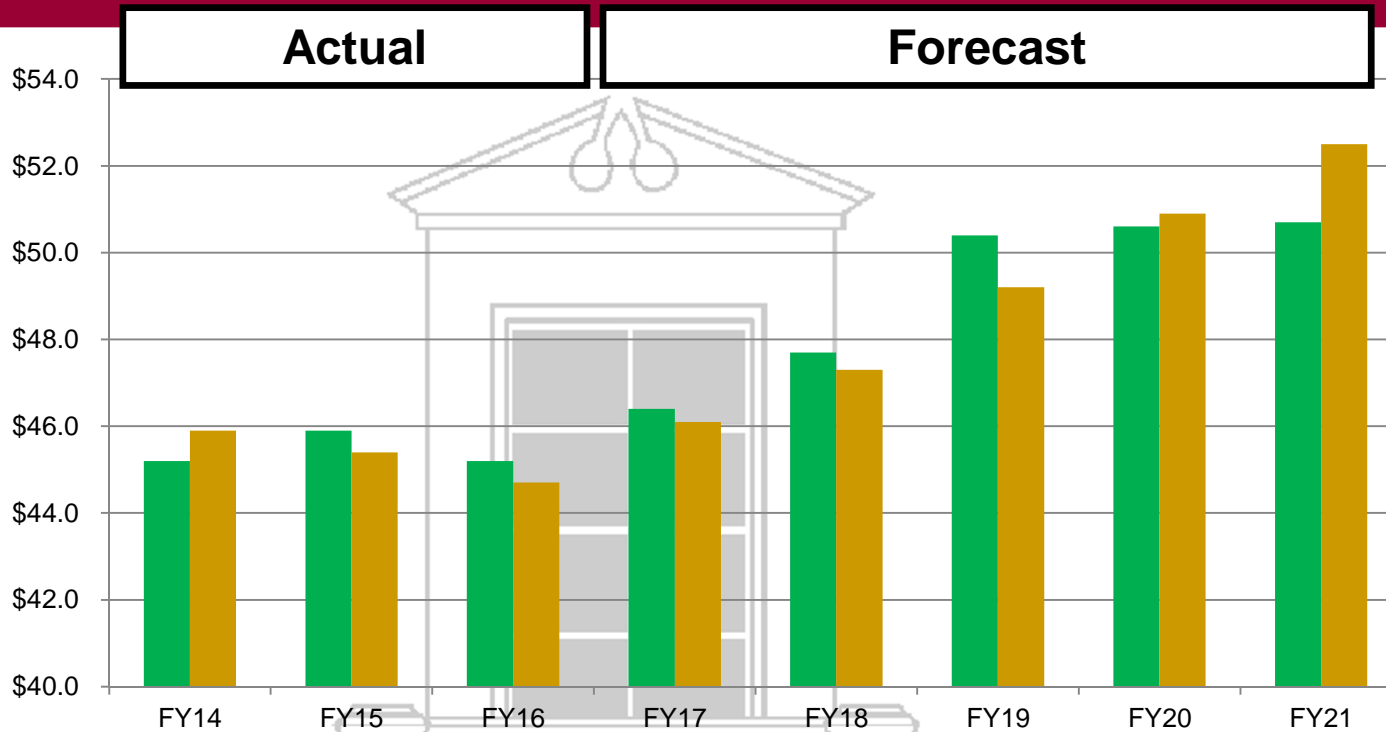
- **The May Five-Year Forecast (FCST)**
 - Is a semi-annual update required by the State.
 - Is a public document intended to represent the District's financial condition to support both the near term and long term decision making.
 - Provides supporting information to certify the District's ability to meet its current and potential future contractual obligations.
- A Forecast, by its nature, is based on Assumptions of what will occur in the future. These Assumptions should be neither overly optimistic nor pessimistic.
- It is essential to note that Assumptions do not reflect the Board's future negotiating position.
- The resulting certainty of a Forecast therefore decreases with an increasing time horizon and should be interpreted in light of what may change rather than an absolute of future events.

Note: *The convention used throughout this presentation is that numerical values are shown in millions of dollars (\$M). Values that are negative, represent a variance that negatively impacts the Cash Balance, or create a Deficit Spend are shown in red brackets: (\$1.2). Prior year values are often shown for reference.*

Introduction

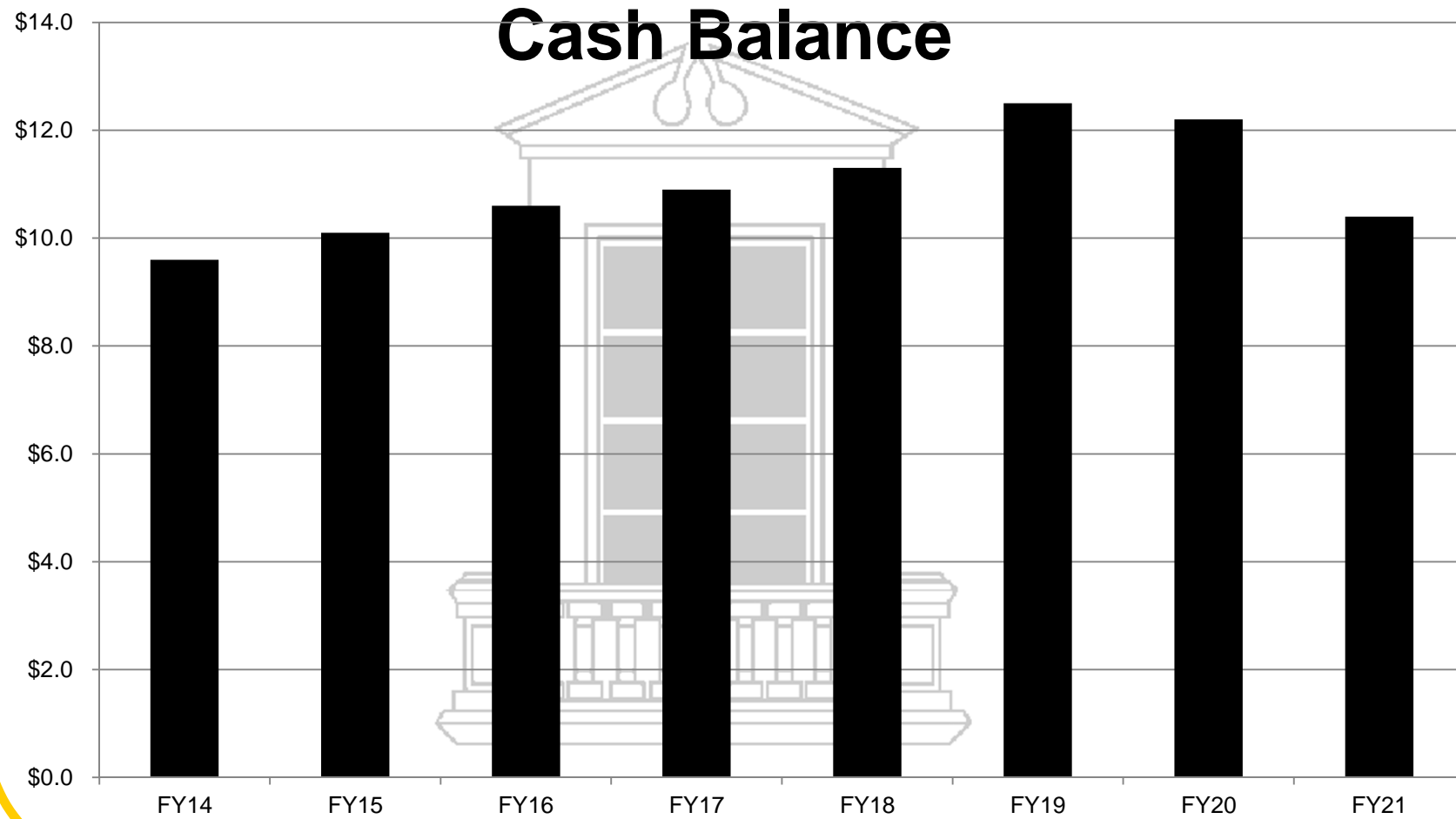
- **Cash Balance**, the amount of cash on hand on June 30 which is the end of each Fiscal Year (FY), is the ultimate measure of the District's solvency. As a practical minimum, the District requires two months or \$8M of cash on hand to operate the District smoothly.
- The **Deficit or Surplus spend** in any given year is another important metric and is the difference between Revenues and Expenditures in a FY. A Deficit occurs when Expenditures exceed Revenues and a Surplus occurs when Revenues exceed Expenditures.
- The annual Deficit or Surplus indicates how quickly the Cash Balance is being decreased or increased.
- Taken in tandem, the Forecasted Cash Balance and Deficit Spend figures provide an indication as to the net Revenue increases and Expenditure reductions needed by the District.
- The magnitude of the Deficit Spend provides an indication as to the amount of Expenditure reduction and/or Revenue increase to maintain a neutral Cash Balance.

May Forecast Summary



(\$ in millions)	FY14	FY15	FY16	FY17	FY18	FY19	FY20	FY21
Revenues	\$45.2	\$45.9	\$45.2	\$46.4	\$47.7	\$50.4	\$50.6	\$50.7
Expenditures	\$45.9	\$45.4	\$44.7	\$46.1	\$47.3	\$49.2	\$50.9	\$52.5
Deficit Spend	(\$0.7)	\$0.5	\$0.5	\$0.3	\$0.4	\$1.2	(\$0.3)	(\$1.8)
Cash Balance	\$9.6	\$10.1	\$10.6	\$10.9	\$11.3	\$12.5	\$12.2	\$10.4

May Forecast Summary



May Forecast Comments

- BBHCSD was in a Deficit Spend situation from FY09 to FY11 and, based on cost reductions, broke even in FY12. This followed 4 years of surpluses after passage of the previous new money levy in August 2004. The District passed a 5.99 mill operating levy in May 2017 and projects to operate at a surplus through FY19. This pattern of surpluses shortly following passage of a levy followed by deficits until the next levy is passed is typical in Ohio due to HB920.
- With the current Assumptions (no new levies and no further cost reductions), the District's Cash Balance would be \$10.5M at June 30, 2021 (FY21).
- The Forecasted decline in Revenue through FY13, in FY16, and again in FY18 and out years for Unrestricted Grants In Aid, is due to reduced State funding which makes the District more dependent upon local (commercial and residential) tax revenue.
- The FY17 May FCST Cash Balance of \$10.9M is \$1.7M more than the October FCST.
- In BBHCSD, one mill of new levy money represents approximately \$1M in Revenue.
- The FCST does not reflect the Board of Education's negotiating position with its employees.
- October 2016 FCST is used as basis for May 2017 FCST.

May Forecast Assumptions

- All levies are continuing, 5.99 mill levy passed May 2017 included, and tax collection rate of 99.8% for TY17 due to above normal first half collection and 99.4% for out years of FCST (2016-99.2% returned to typical BBHCSD collection rate after recession years).
- State foundation aid forecast to decline 5% in FY18 and out years due to “guarantee” phase-out provisions in Governor and House FY18/19 budget bills.
- TPP State reimbursement eliminated in FY18 and out years...\$1.7M annual loss!
- The terms of the 2016/17 contract negotiations settlements apply through 2021.
- FY17-21 assume staff pay increases and a resumption (not catch-up) of experience steps.
- Staff attrition savings for 4 teacher retirees included for FY18 and out years.
- Insurance costs increase at 10% per year for medical/prescription. FY17 increase of 7.22% medical and 22.65% prescription included.
- Purchased services include utilities for “normal” winter severity, special education services, and other educational program costs, plus 2% inflation in FY18 and out years.

Major Changes to the OCT FCST

(\$ in thousands)	FY17	FIVE YEAR FCST TOTAL
Increased Real & Tangible Tax Collections	\$649	\$25,013
Decreased Purchased Services/ Supplies/Capital Outlay/Other/Other Uses	\$583	\$1,648
Decreased Retirement/Insurance Benefits	\$241	\$1,301
Decreased Pay to Participate Fees	\$0	(\$925)
Decreased Personnel Services	\$78	\$620
Increased All Other Operating and All Other Financing Sources except PTP	\$202	\$271
Increased State Unrestricted & Restricted Grants-In-Aid	\$28	\$142
Decreased Property Tax Allocation	(\$43)	(\$2)
TOTAL CHANGE: FAVORABLE (UNFAVORABLE)	\$1,738	\$28,068

- The changes to the OCT FCST are listed in order of their five year impact on the FCST.
- The impact of each change is shown for current FY17 and as a Total for the five-year FCST period through FY21 to align with the ending year of the May FCST.
- Slight variances may occur only due to rounding.

Upsides/Downsides to May Forecast

- Given that Assumptions are not 100% certain and that circumstances change, the Board makes every effort to be aware of alternate fiscal outcomes that are possible and even probable.
- While not included in the Forecast, an “Upside” is an event that could occur making the financial outcome more favorable than what is reflected in the Forecast. An example of an “Upside” could be receiving a federal stimulus grant that is currently not anticipated.
- Conversely, an event resulting in a financially unfavorable outcome is referred to as a “Downside” to the Forecast. An example of a “Downside” could be the loss of State funding that is currently included in the Forecast.
- Some events that could occur are shown on the following page listed in order of the dollar impact and showing the perceived probability of each event occurring.

Upsides/Downsides to May Forecast

<u>Item (Impact shown is per year)</u>	<u>Upside</u>	<u>Downside</u>	<u>Probability</u>	<u>Comments</u>
5 Mills (Place Holder) New Money Levy Passed	\$5,100			\$2.5M in FY passed, \$5.1M thereafter
1% Base Salary Change (includes fixed fringes)		\$385		Current contracts expire 6/30/21
Pay to Participate Fees Change 10% in Participation and/or Rate	\$24	\$24		Fees will be 50% user paid beginning FY18 with student cap of HS \$500/MS \$300(assumes \$240K total)
1% Change in Insurance Premium	\$54	\$54	High	FCST uses 10% per annum for medical and prescription, 0% for dental
Each Teacher Retirement/Reduction more/less than 4	\$40	\$40	High	
1% Change in Real Estate Tax Collection Rate	\$400	\$400	Med	Actual collection rates for CY12: 97.3%; CY13: 96.1%; CY14: 96.9%; CY15: 94.5%, CY16: 99.2%; CY17 estimate based on first half actual collection higher than past: 99.8%; CY18 and out years estimate: 99.4%
Strategic Vision Plan Initiatives		\$100	Med	Amount TBD as Plan reviewed by BOE, \$100 is Place Holder Amount

- “Upside” events represent financial outcomes favorable to those in the Forecast.
- “Downside” events would cause a financial outcome worse than the Forecast.
- Probabilities (Blank(unknown)/High/Medium/Low) reflect the likelihood of an event occurring.
- Several items above merely reflect the sensitivity to changes up or down.
- Dollars shown in thousands.

Upsides/Downsides to May Forecast

<u>Item (Impact shown is per year)</u>	<u>Upside</u>	<u>Downside</u>	<u>Probability</u>	<u>Comments</u>
State Foundation Program Revisions	\$50	\$50	Med	1% or <1>% vs current 5% reduction for FY18 per Governor and House State Budget proposals, flat for all out years
1% Property Valuation Change	\$48	\$48	Med	Inside Millage Only, Triennial Update in TY18(CY19), residential and commercial growth estimated at 3% and 2% respectively
1% Change in Purchased Services	\$48	\$48	Med	Impacted by utility rates, gas/fuel prices, special education and other educational services/providers
10% Reduction in Student Activity Participation		\$24	Med	Due to 50% user paid (assumes \$480K total) beginning FY18 following May 2017 levy passage
10% Change in Special Education Catastrophic Reimb. From State	\$22	\$22	Med	Reimbursement amount increased significantly to \$408K for FY13 and reduced to \$341K for FY14 and \$224K for FY15
All-Day Kindergarten Becomes Unfunded Mandate		\$400	Low	Currently cost neutral
10% TPP Replacement Continuation by Ohio Legislature in FY18 and out years	\$146		Low	Impacts FY18 and beyond if any continuations occurs as current law reduces this funding source to 0 in FY18 and out years

- “Upside” events represent financial outcomes favorable to those in the Forecast.
- “Downside” events would cause a financial outcome worse than the Forecast.
- Probabilities (Blank(unknown)/High/Medium/Low) reflect the likelihood of an event occurring.
- Several items above merely reflect the sensitivity to changes up or down.
- Dollars shown in thousands.

Official State Forecast Submission

- Please visit the Ohio Department of Education website at <ftp://ftp.ode.state.oh.us/geodoc/5-yrForecast/>.
- Complete Forecast with assumptions available on BBHCSD website.